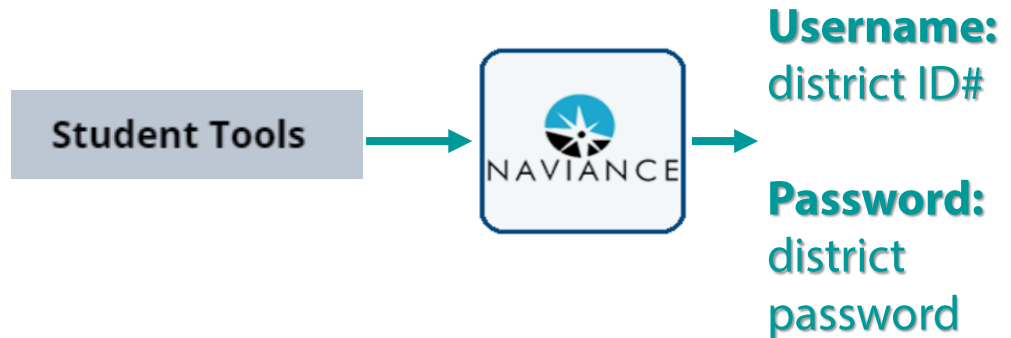


# Welcome!

## Entry Task:

### 1. Log into Naviance



M  
R  
A  
W

Me Just You

Working  

---

TIME

# UNDERSTANDING MY LEARNING STYLE

---

Naviance Student

# Lesson Tasks

Complete the Learning Style Inventory in Naviance  
*Student*

Explore the results of your preferences based on the Learning Style Inventory with your counselor

Use the information about your learning style preferences to help you learn and engage in your high school courses

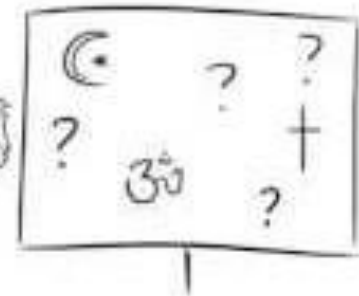

WHAT IS MY LEARNING STYLE?

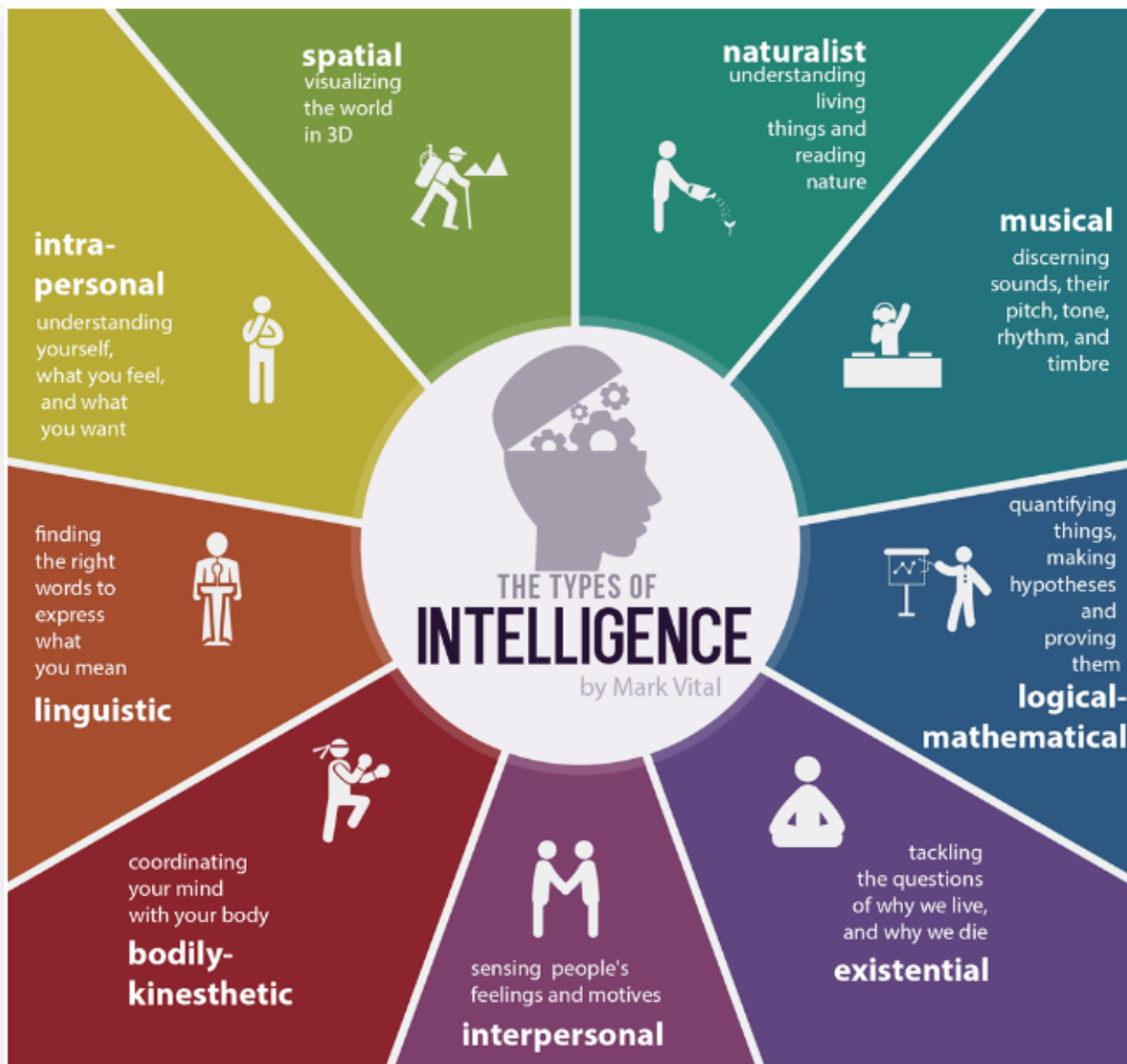
---



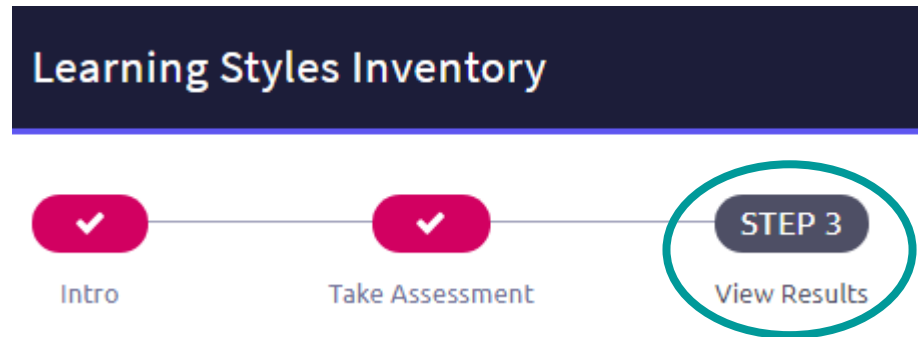
# Types of Intelligence & How we Learn

## 4. Existential Intelligence





# Completing the Learning Style Inventory



After completing all of the questions, you will be able to **View Results**.

The results indicate your learning style preferences.

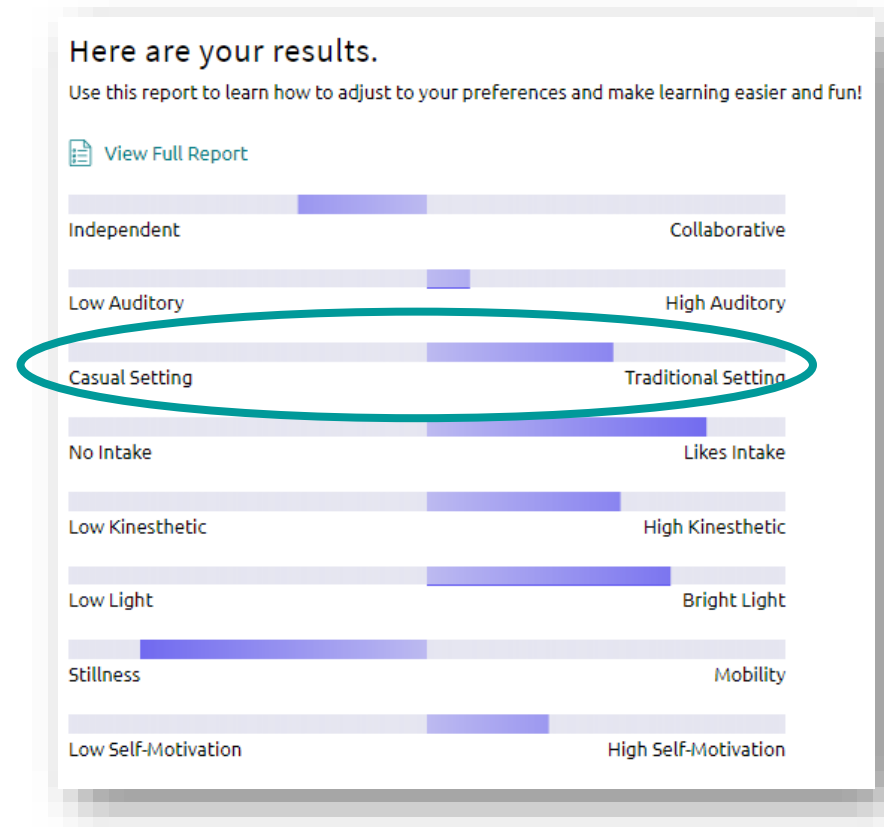
The results provide you with a profile of your learning style preferences based on your responses.



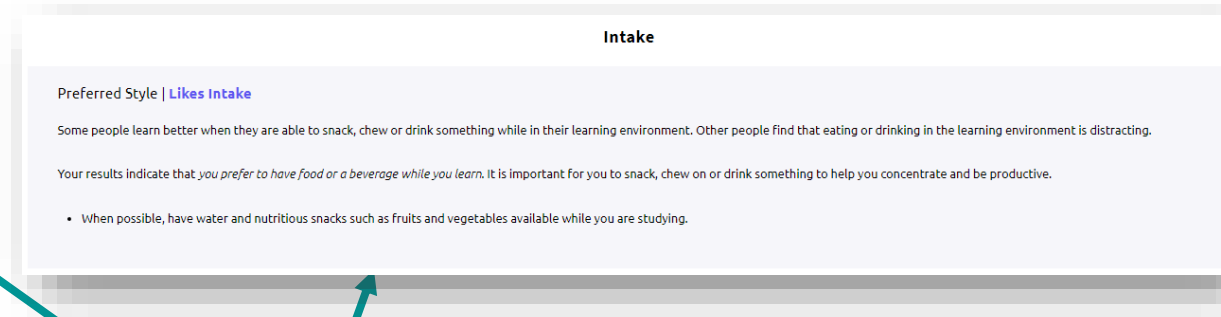
# Your Learning Style Preferences

The **Learning Style Inventory** is based on the idea that people prefer to work and learn differently from one another.

Research shows that knowing *how you learn* and making adjustments in order to be productive can help make learning easier and more enjoyable.



# Learning Style Full Report



Click on the link to your **Full Report**.

Scroll down to view the **learning tips** provided for each of your preferences.

Your preferences describe the kind of environment in which **you prefer** to work and learn.

Use these tips and strategies to help you **adapt to** your learning environment.

TASK COMPLETION...

---

# Complete the Lesson Task...

To complete the lesson, click **My Planner** > **Tasks** > **Tasks you Need to Work on**. Click the title of the task to **Complete Learning Style Inventory** then click the link to begin.



# Naviance Questions?

If you have any questions, please contact [naviance@everettsd.org](mailto:naviance@everettsd.org).

Be sure to provide your name and school.

To check messages sent to you through Naviance *Student*, login and click the icon for your **messages** in the upper-right corner.

